

## 《初中數學與生活》

### 5 分鐘教室 (Nearpod 版本) 使用簡介

	畫面	說明
通過瀏覽器登入學科網站		
1		<p>➤ 登入 UPEP iCentre (<a href="https://icentre.upephk.com">https://icentre.upephk.com</a>)</p>
2		<p>➤ 點擊「學科網站 - 初中數學與生活」</p>

## 通過應用程式 (App) 登入學科網站

1



➤ 登入 UPEP iCentre  
(<https://icentre.upephk.com>)

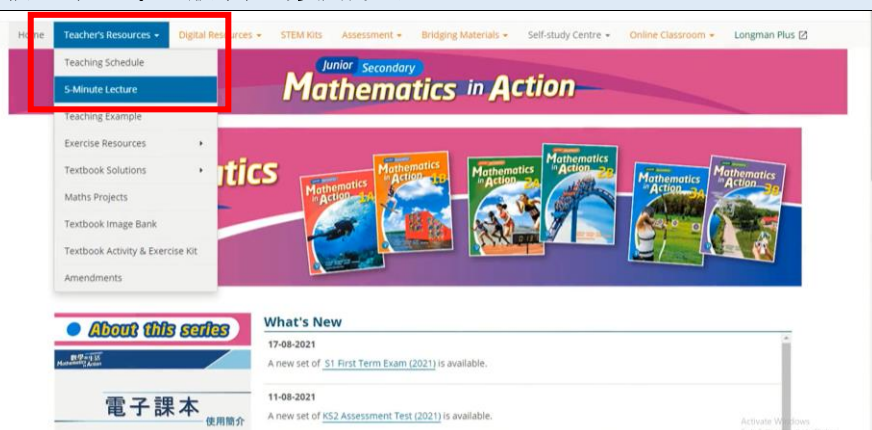
2



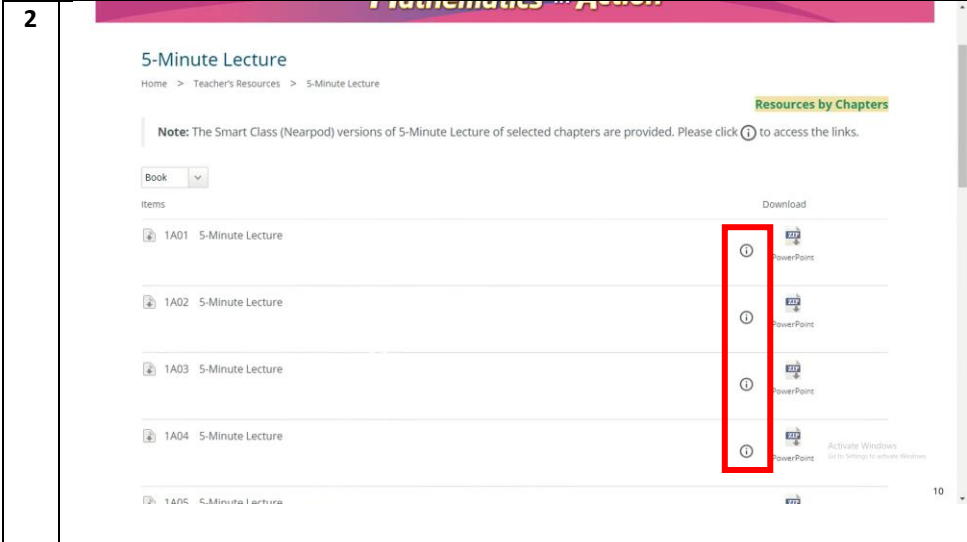
➤ 點擊「學科網站 - 初中數學與生活」

## 5 分鐘教室 (Nearpod 版本) 的使用方法

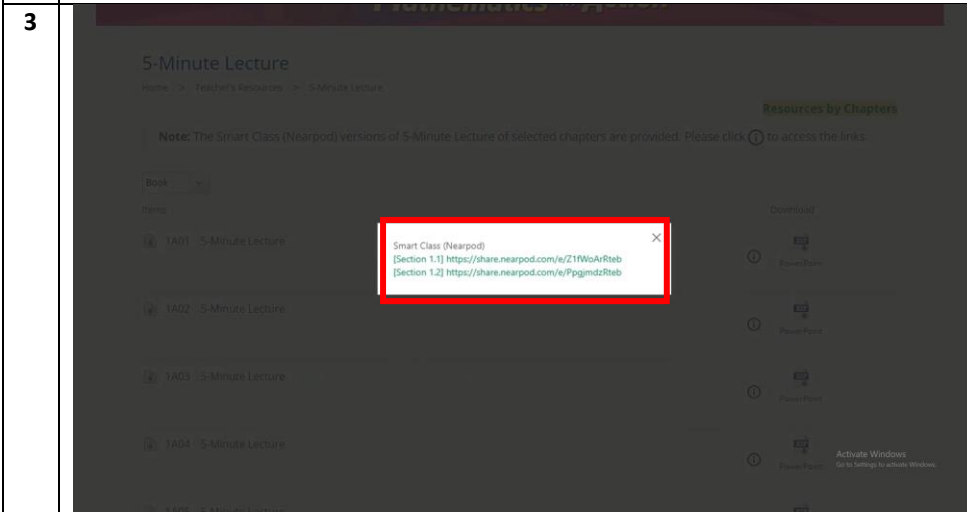
1



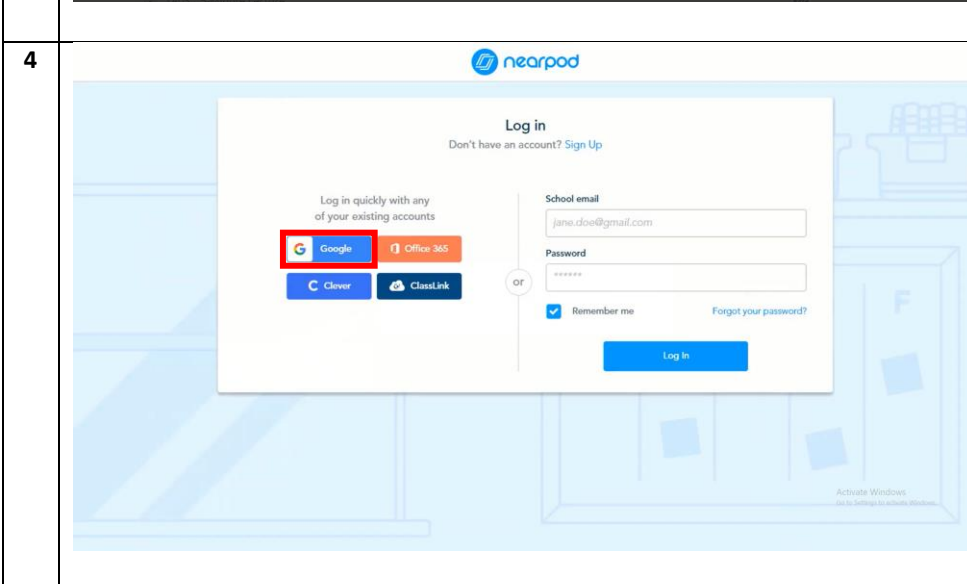
➤ 登入學科網站後，按 **Teacher's Resources > 5-Minute Lecture** (教學資源 > 5 分鐘教室)



➤ 按圖示「**D**」瀏覽 **5-Minute Lecture (5分鐘教室)** (Nearpod 版本)



➤ 按所需 **Section** 開啟



➤ 建議以 **Google 帳號** 登入 Nearpod，無須另開帳戶

5

Pearson shared a lesson with you!  
**"1A01\_5Min\_01e"**  
 Would you like to add it to your Nearpod library?  
 Add to My Library  
 No, thanks

➤ 按此將練習複製至個人帳戶內

6

nearpod Create Quick Launch

Join a lesson CODE...

MY MATERIALS  
 My Lessons  
 Reports

NEARPOD CONTENT  
 Nearpod Library

RESOURCES  
 Teacher Resources

Get started with Nearpod  
 Play with a demo  
 Explore resources  
 Build and edit  
 Engage students

My Lessons Search lessons in your library

Create + Folder Sort by: Recent

EXPLORE THE NEARPOD LIBRARY  
 Create a Lesson  
 1A01\_5Min\_01e  
 Pearson Longman  
 Aug 25, 2021 - 19MB  
 Concept of Power, Prime Numbers and Prime Factors

➤ 課件已加入至個人帳號戶內

7

nearpod Create Quick Launch

Join a lesson CODE...

MY MATERIALS  
 My Lessons  
 Reports

NEARPOD CONTENT  
 Nearpod Library

RESOURCES  
 Teacher Resources

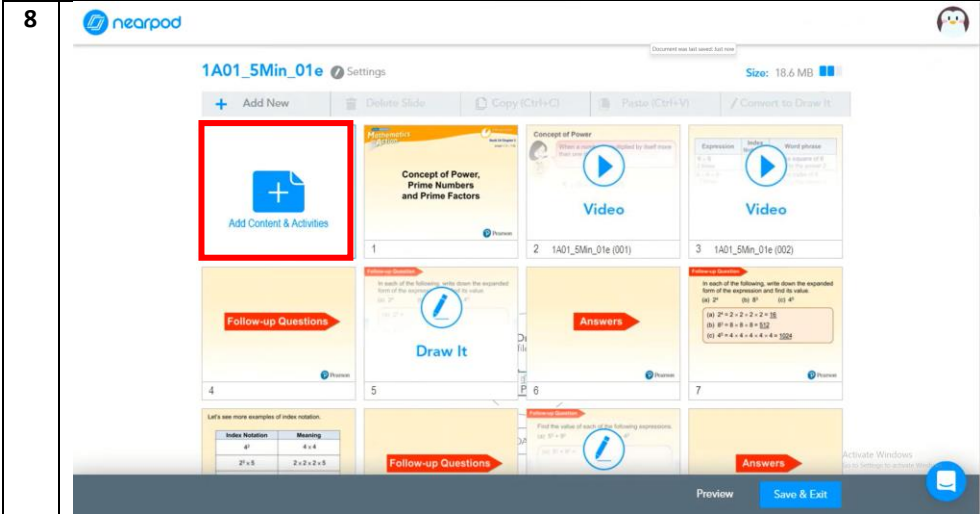
Get started with Nearpod  
 Play with a demo  
 Explore resources  
 Build and edit  
 Engage students

My Lessons Search lessons in your library

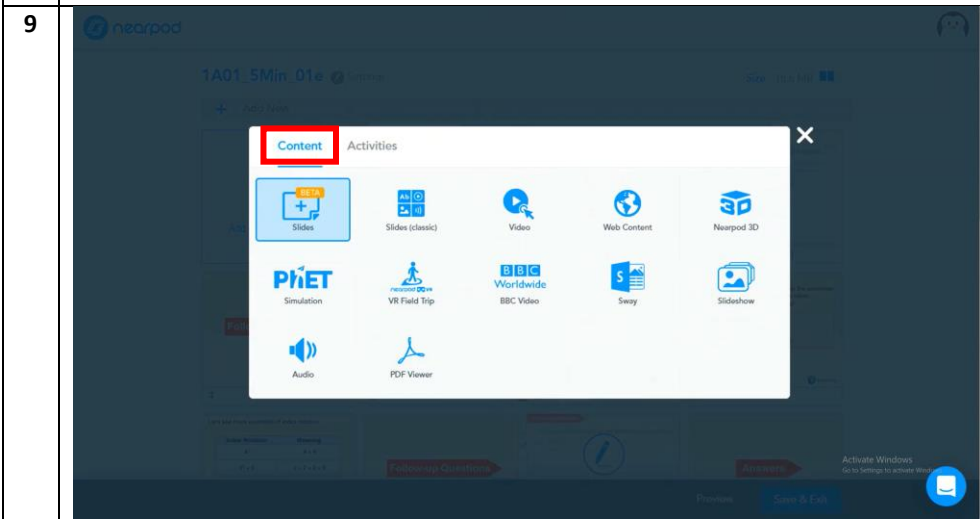
Create + Folder Sort by: Recent

EXPLORE THE NEARPOD LIBRARY  
 Create a Lesson  
 Drag to folder  
 Live Participation  
 Student-Paced  
 Edit Preview

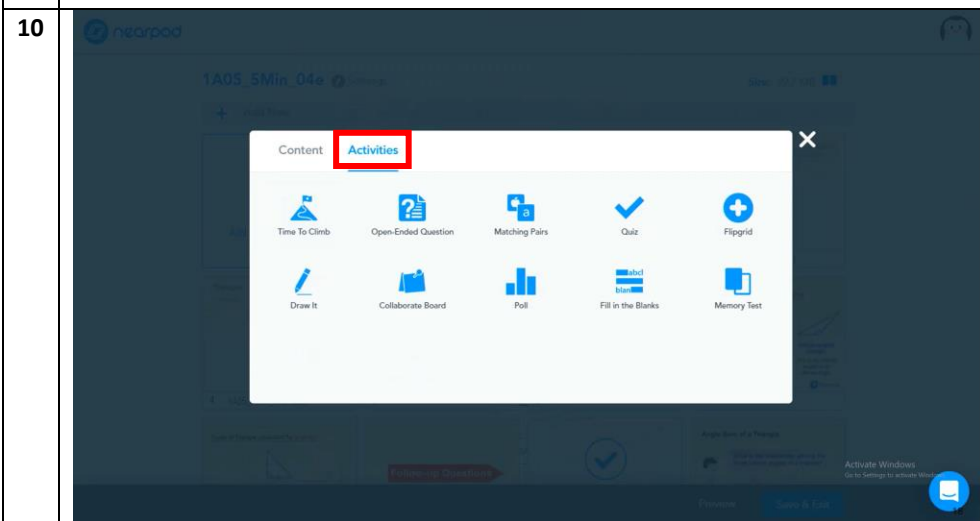
➤ 如欲新增或修改題目，請按「Edit」



➤ 如有需要，可按此新增內容



➤ 按此可增加不同的教學內容



➤ 此外，也可增加互動題目及活動

11

Get started with Nearpod

Play with a demo  
Try Nearpod with an interactive demo you can play with.

Explore resources  
Check out our pre-made standards-aligned materials.

Build and edit  
Edit pre-made materials, upload, or create from scratch.

Engage students  
Launch a lesson with students to see the magic.

My Lessons

EXPLORE THE NEARPOD LIBRARY

Live Participation

Student-Paced

➤ 點擊此處，即可開始練習

12

Join at join.nearpod.com or in the app

**NE7FK**

Copy Link Email Google Classroom Remind Microsoft Teams

OPTIONS  
Launch Zoom Meeting

➤ 可直接投影練習 Code 或以其他方式分享

與學生進行互動教學及練習

1

However you teach, it's in Nearpod

Real-time insights into student understanding through interactive lessons, interactive videos, gamification, and activities — all in a single platform.

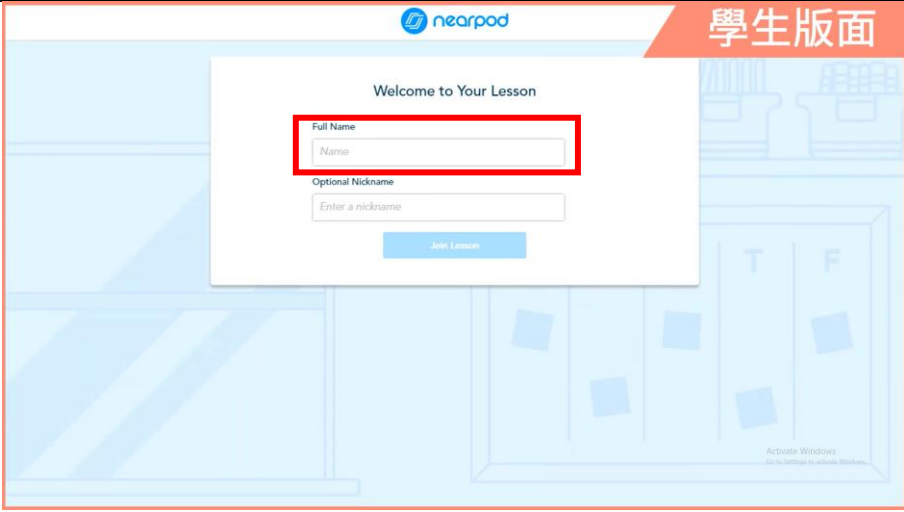
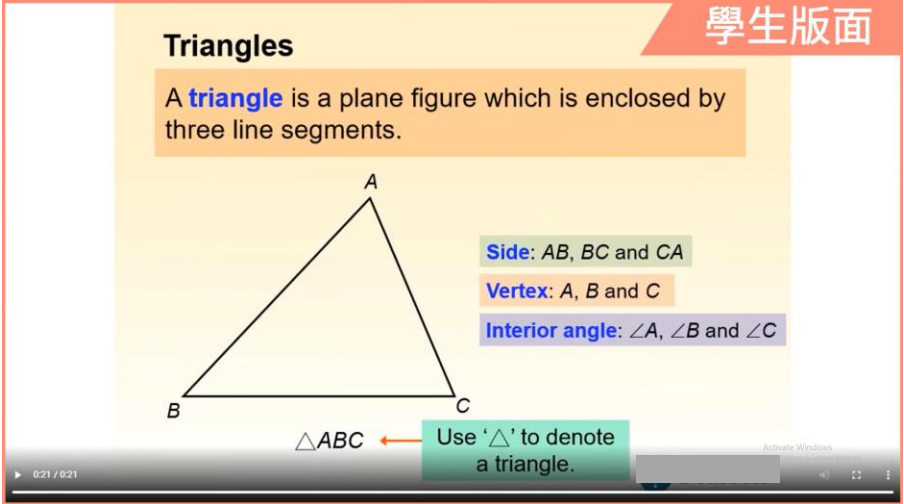
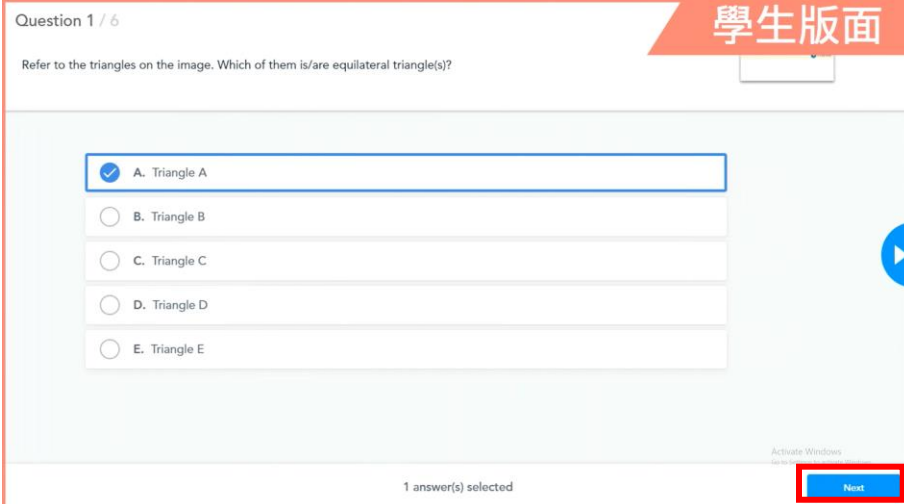
STUDENTS  
Join a lesson  
NE7FK

TEACHERS  
Sign up for FREE  
or Log in

ADMINISTRATORS  
Discover more  
or Request a quote

學生版面

➤ 學生進入 Nearpod 網頁（或應用程式）後，輸入練習 Code

2		<p>➤ 為了方便老師識別學生，建議要求學生輸入名字</p>
3		<p>➤ 教學內容已加入於課件</p>
4		<p>➤ 課件亦加入練習及活動，幫助老師了解學生掌握程度</p> <p>➤ 學生作答後，按下一題或呈交</p>

5 **老師版面**

nearpod

Open Whiteboard Add Activity

按下 F11 即可結束全螢幕模式

Quiz

Student	Score	1	2	3	4	5	6
May Ng	2/6	A	E	A	D	D	*
Jeff Pang	3/6	A	*	*	-	D	-

42 CORRECT  
12 INCORRECT  
16 NO ANSWER

Hide Student Names

- 老師發放題目後，可實時了解學生答題表現
- 按右下圖示可隱藏學生作答情況

6 **學生版面**

YOU SCORED 2 OUT OF 6

33.3 CORRECT  
66.7 INCORRECT  
0 NO ANSWER

My Answers

Refer to the triangles on the image. Which of them is/are equilateral triangle(s)?

Triangle A  
 Triangle B

**學生版面**

Triangle C  
 Triangle D  
 Triangle E

Refer to the triangles on the image. Which of them is/are isosceles triangle(s)? (You may click more than one answer.)

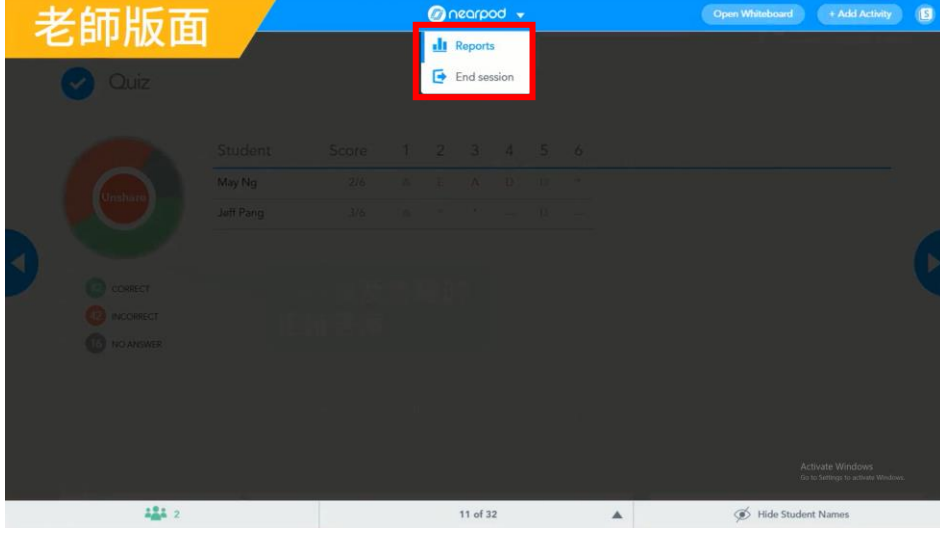
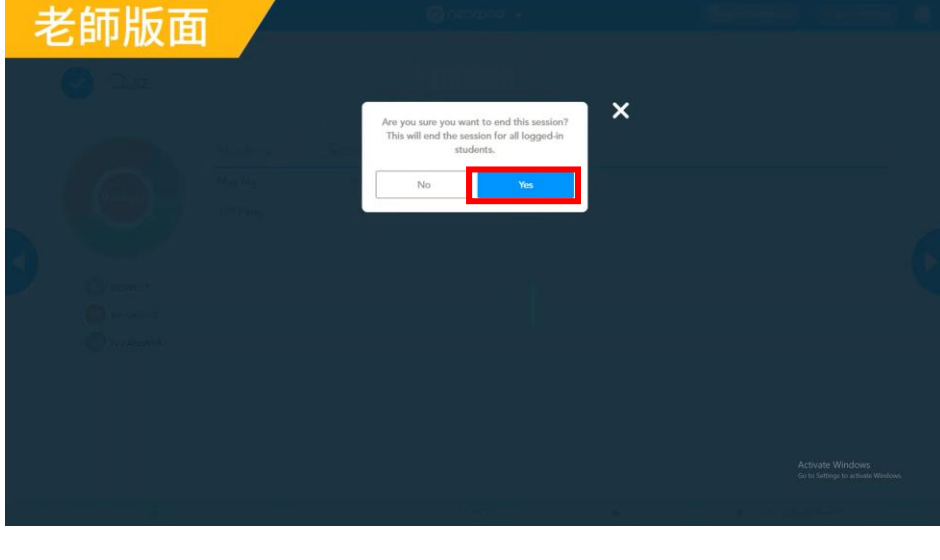
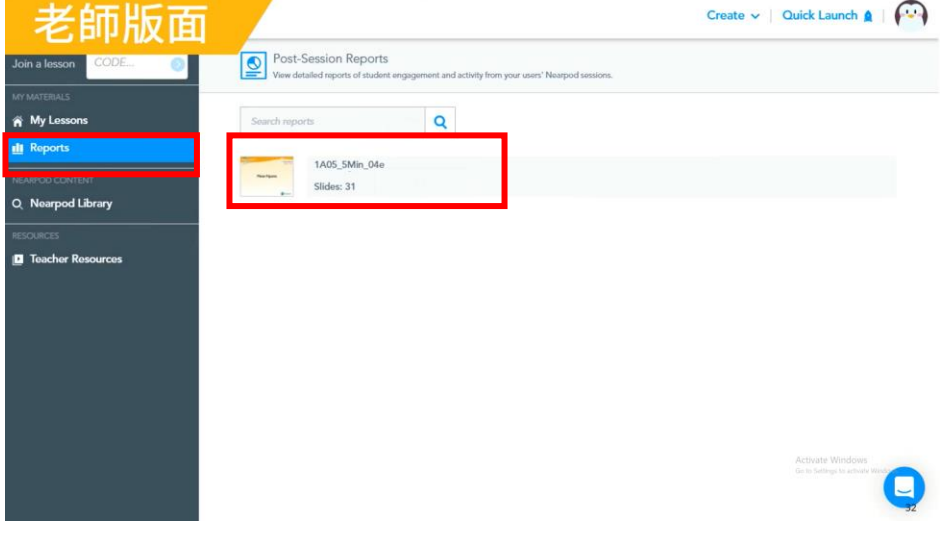
Triangle A  
 Triangle B  
 Triangle C  
 Triangle D  
 Triangle E

Refer to the triangles on the image. Which of them is/are scalene triangle(s)? (You may click more than one answer.)

Triangle A  
 Triangle B  
 Triangle C

- 老師發放答案後，學生即可了解自己表現以及各題的正確答案



7	 <p>老師版面</p> <p>nearpod</p> <p>Open Whiteboard   Add Activity</p> <p>Reports</p> <p>End session</p> <p>Quiz</p> <p>Unfinished</p> <table border="1"> <thead> <tr> <th>Student</th> <th>Score</th> <th>1</th> <th>2</th> <th>3</th> <th>4</th> <th>5</th> <th>6</th> </tr> </thead> <tbody> <tr> <td>May Ng</td> <td>2/6</td> <td>A</td> <td>A</td> <td>A</td> <td>D</td> <td>B</td> <td>A</td> </tr> <tr> <td>Jeff Pang</td> <td>1/6</td> <td>A</td> <td>A</td> <td>A</td> <td>A</td> <td>A</td> <td>A</td> </tr> </tbody> </table> <p>11 of 32</p> <p>Hide Student Names</p>	Student	Score	1	2	3	4	5	6	May Ng	2/6	A	A	A	D	B	A	Jeff Pang	1/6	A	A	A	A	A	A	<ul style="list-style-type: none"> <li>➤ 按此可發送報告至 Google 帳戶電郵</li> <li>➤ 如欲檢視詳盡報告，先結束互動課節</li> </ul>
Student	Score	1	2	3	4	5	6																			
May Ng	2/6	A	A	A	D	B	A																			
Jeff Pang	1/6	A	A	A	A	A	A																			
8	 <p>老師版面</p> <p>nearpod</p> <p>Are you sure you want to end this session? This will end the session for all logged-in students.</p> <p>No Yes</p>	<ul style="list-style-type: none"> <li>➤ 確定完結</li> </ul>																								
9	 <p>老師版面</p> <p>Create   Quick Launch</p> <p>Join a lesson CODE...</p> <p>MY MATERIALS</p> <ul style="list-style-type: none"> <li>My Lessons</li> <li>Reports</li> </ul> <p>NEARPOD CONTENT</p> <p>Nearpod Library</p> <p>RESOURCES</p> <p>Teacher Resources</p> <p>Post-Session Reports</p> <p>View detailed reports of student engagement and activity from your users' Nearpod sessions.</p> <p>Search reports</p> <p>1A05_5Min_04e</p> <p>Slides: 31</p>	<ul style="list-style-type: none"> <li>➤ 按「Reports」，點擊相關練習以檢視報告</li> </ul>																								

Report

1A05\_5Min\_04e  
Author: Jason Chan - Slides: 31 - Date: Wednesday, August 25, 2021 03:51:48 PM

SUMMARY Quiz Draw It

**Student Participation General**

Answered 18 Skipped 12

**Correct Answer ratio Quiz**

Correct Answer 50 Wrong Answer 30 No Answer 20

Student engagement details Students: # 2

Nick name	Other	Features		Participation
		Quiz	Draw It	
1. Jeff Pang IP:82.17.72.35	Jeff	30%	0%	33%
2. May Ng IP:82.17.72.35	May	20%	0%	50%